



IMAGINATION

ENIGMA  
OF MARVELOUS MOTIFS

**armasa**  
Premium ASA Deco Sheet



**Treelam**<sup>®</sup>  
*Elegantly Classy...*



Transform your space with the timeless elegance of our laminates, where sophistication meets durability in every design.




**Treeelam**<sup>®</sup>  
*Elegantly Classy...*



SCAN THE QR  
FOR E-CATALOGUE

# ULTRA HIGH GLOSS


armāsa




AS | 131



AS | 101



AS | 102



AS | 103



AS | 104



AS | 105



AS | 107



AS | 108



AS | 106



AS | 109




AS | 122




AS | 111

# Premium ASA Deco Sheet


armasa




AS | 123




AS | 118




AS | 119



AS | 114



AS | 115




AS | 116




AS | 110



AS | 112




AS | 120



AS | 113




AS | 117



AS | 121

# SUPER SATIN MATT

armasa




AS | 331



AS | 301




AS | 302



AS | 303



AS | 304



AS | 305




AS | 307



AS | 308



AS | 306



AS | 309




AS | 322




AS | 311

# Premium ASA Deco Sheet


armasa



AS | 323



AS | 319



AS | 315



AS | 312



AS | 316



AS | 313



AS | 321

Elevate your  
ambiance effortlessly,  
as our laminates blend style  
and functionality seamlessly  
for a look that's truly  
captivating.



EB | 7105



EB | 7306

## EDGE BAND

SIZE :- 22MM(W) X 1MM THICKNESS  
X 25 MTR LENGTH



The promise of  
**unbreakable**  
**bonds!**

"Recommended Adhesive For  
**ASA Deco Sheet**

ARMASANA

INDULGE IN THE LUXURY OF OUR LAMINATES,  
WHERE EVERY SURFACE TELLS A STORY OF  
REFINEMENT AND GRACE, ELEVATING  
YOUR AMBIANCE TO NEW HEIGHTS OF  
CHIC SOPHISTICATION.



armasa  
Premium ASA Deco Sheet



# FEATURES



0% PVC



HIGH GRADE  
SCRATCH  
RESISTANT



ANTI FINGER  
PRINT



UV  
PROTECTED



BORER &  
TERMITE  
PROOF



WATER  
PROOF



CRACK  
FREE



EASY  
BENDABLE

SPECIFICATIONS – THICKNESS 1MM (+-10%) & SIZE – 2440MM X 1220MM (8'X4')

## Disclaimer

The Products are tested to be reasonably free of defects, and when used and fabricated properly they will comply with the applicable manufacturing specifications within realistic deviations. We recommend customers to inspect products properly before installing. Product's warranty in no way covers defects and non-compliance from or otherwise attributable to any other causes, including, without limitation the following:

- Improper handling / transportation / storage
- Improper installation
- Improper or unintended usage
- Lack of or improper maintenance
- Exposure to high temperatures
- Unauthorized alteration to the products
- Outdoor applications
- Do not use plywood with high moisture content
- Do not use ply with uneven surface
- Avoid using inferior quality adhesive
- Apply sufficient pressure
- There will be no guarantee or exchange under any circumstances
- Color variations in products from different batches are possible
- We recommend using products from same batch to avoid color variations



## • OUR PRODUCTS •



www.treelam.com

